



ETWG Newsletter

September-October 2021

Reminder, our November Membership Meeting is Monday night, November 8-2021, 6:30 p.m.

Due to the current infection rate increase for the Covid-19 Delta variant, we are deferring in person Guild meetings and will be meeting on Zoom for September.

The Zoom information is on the web site and copied below:

<https://us02web.zoom.us/j/86770662481?pwd=MVdrRnZaZkV1TWR6K3lCOVJBU1VaQT09>

Meeting ID: 867 7066 2481

Passcode: 107006

President's Message: November

Hello everyone, It's time again for another Zoom meeting. Next Monday evening we will be talking about the jurying process. Lou Mansur will be talking about the guild's procedure for becoming a juried member. We will discuss not just what it takes, but also what one can learn from the process. I was the last member to be juried, so I can be a guinea pig for this discussion.

Next, Scott Dewaard will talk about how the jurying process goes for a show like the Master Woodworkers Show. There are different criteria involved, but it will be helpful to learn what to focus on when entering a piece. I hope everyone will bring their questions and join the discussion.

I'm hoping that we can get back to in person meetings in January. It's been a tough few years with all the shut downs and sickness. It is still a fluid situation and the board will continue to make decisions that we feel are in the best interest of our members.

Stay well, and let me know if you have any questions or concerns

Stephen Shankles

ETWG President

September Meeting

The September meeting was virtual via Zoom.

Members presented ideas for jigs, fixtures and gadgets that they have found useful in their process of making. These ranged from a block of wood used to temporarily hold a joist in place on one end while the joist is leveled and attached on the opposite end to a simple (but complicated) jig for drilling splay and rake angled mortises in a chair or stool seat. Two separate interpretations of a moxon vise, a system for gluing and clamping angled asymmetrical objects and a large plywood cradle used for bending large sheets of plywood into a specific form were also presented.

Some photos of these are included below. Thanks to all who shared their ideas to make this an interesting meeting. (I apologize that I didn't get a photo of the joist holding jig by Keith Clark)



Moxon vise and various methods of use by Bill Key.



leg angles to seat;
stretcher angles to
leg



tilt platform for drill press



drilling angled
seat mortises




drilling stretcher mortises



Angle plate for
drilling angled
mortises by
Lou Mansur.




3-legged stool



Moxon vise by Stephen Moles


Assembling the Staves

Clamping Fixtures




Clamping and gluing fixture for tapered staves by Brian Horais.


Clamping Fixtures



Tape Alone is Insufficient




Clamps and Bands add Pressure



Clamping and gluing fixture for tapered staves by Brian Horais (continued) with finished product below.

The Finished Product





Cradle fixture for bending and holding plywood pieces to create a form by Tom Ehrnschwender

Show and Tell

Show and tell is an important part of our meetings. Items from the meeting were uploaded for the zoom presentation and can be viewed on the website, <http://www.etwg.org/>

Education

Thanks to Bill Key who has done an excellent job as Education Committee Chair. Looking forward to an update on the Arrowmont weekend 2022.

Membership

Annual Membership Dues

Dues are \$35

Dues are payable now! Membership dues for 2021 are being collected. You can mail your check for \$35 to Charlie Cutler.

East Tennessee Woodworkers Guild (ETWG) c/
o Charlie Cutler
1631 Laramie Lane.
Seymour, TN 37865

New Membership Directory

We are in the process of creating a new (2021) Membership Directory that will be distributed to all members. Initially the distribution will be electronic. We'll distribute the Directory in printed form when our in-person Guild meetings resume.

Ralph Gonzalez
7320 Misty Meadow Pl
Knoxville, TN 37919-7219

r.c.gonzalez@comcast.net

Juried Membership

All members are encouraged to continue improving their woodworking skills for Juried status. If you are having a woodworking problem with your project, please feel free to contact any of the Juried members listed on our website. They will provide points to look for or improve upon. Please refer to "Standards Committee Guidelines" found at [East Tennessee Woodworker's Guild](#) website to make arrangements for the Committee to review your work.

Membership Meeting Presentations

The guild generally holds meetings on the second Monday of odd-numbered months (i.e. January, March, May, etc.) at 6:30 at Maryville High School (MHS) in either the Wood Shop or in the Ed Harmon Room. Visitors and persons interested in joining the guild are welcome at all meetings. Directions to the meeting location at MHS are available via the Directions link at the top of the [ETWG](#) website.

Guild Staff

Board of Directors and Special Advisors

President	Stephen Shankles
Director and Vice President	Ralph Gonzalez (end of term)
Director and Treasurer	Charlie Cutler
Director and Secretary	Tom Ehrnschwender
Director	Jim Vogelsang
Director	Lou Mansur
Director	Bill Key (end of term)
Director	Jeff White

Committee Chairs and Project Coordinators

Education Committee Chair	Bill Key
Standards Committee Chair	Lou Mansur
Membership Committee Chair	Ralph Gonzalez
Door Prizes Coordinators	Hal Flynt & Tom Wallin
Newsletter Editor/Librarian	Tom Ehrnschwender
Nametags Coordinator	Charlie Cutler
Web/Audio Visual	Jim Vogelsang

Volunteers are needed to fill the following open positions:

Vice President

Membership Committee Chair

Assistant (back-up) AV equipment technician

Education Committee Chair