



# EAST TENNESSEE WOODWORKERS' GUILD

P.O. Box 51804  
Knoxville, Tennessee 37950  
www.etwg.org

## July 2011 Newsletter

### This Issue at a Glance

1. President's Message
2. Congratulations to Stan Fronczek
3. May Show-N-Tell & Presentation
4. Stan Fronczek's Survey Results
5. "How I Became Intrested In Woodworking"  
by Sandy Pittard
6. Google Sketch Up
7. Interested in Juried Membership?
8. Workshop Instructors Needed.
9. Workshops Planned
10. Recycle Unneeded Woodworking Items
11. Dates to Remember

### Next Meeting

**July 11** – General meeting in the **Maryville High School Woodworking Shop.**

**Program:** Featuring: **Hand-cut Dovetails with Al Hudson.**

As everyone knows, Al is "The Master" of woodworking in our Guild and, to him, hand cutting dovetails is no exception. In the September 2011 ETWG Newsletter, Al gave us a brief look into his life into "how and when" he became interested in woodworking, thus giving us the years he has been learning the craft.

**Everyone is invited to bring something to show at "Show-N-Tell".**

Door Prizes include:

**To be announced at the General Meeting.**

### ETWG General Meetings

6:30 pm  
Maryville High School, Ruby Tuesday Room  
(Unless otherwise announced)  
2<sup>nd</sup> Monday, odd months

### ETWG Board Meetings

6:30 pm  
Al Hudson's House  
(Unless otherwise announced)  
2<sup>nd</sup> Monday, even months

### President's Message

Greetings,

In the last general membership meeting several improvement items were discussed. I mentioned that the Board was looking into purchasing a portable microphone system to facilitate hearing the presenters and others. I'm pleased to report that this improvement will be rolled out at the next general meeting on July 11. Next, the Board will be investigating the possibility of a camera and projector setup to help us all view the presentations more easily.

Stan Fronczek completed analysis of the member survey and led a review of the information at the last Board meeting. We will use that information to plan membership workshops and meeting presentations that better meet members "wants." This newsletter has a brief article on the survey results and Stan will share his thoughts on the survey at the next meeting.

The membership directory will be handed out at the July 11<sup>th</sup> meeting – a little late due to delaying the printing until the mini membership drive was completed. In 2012, it is expected the project will get off the starting blocks sooner and conclude earlier.

We have another member, Sandy Pittard, who has given to the newsletter his “How I Became Interested In Woodworking” write-up. Thanks, Sandy

Saturday, October 1<sup>st</sup> has been selected for the annual ETWG picnic. I’ll be hosting the event. Please mark your calendars and if you have any suggestions for activities, please pass them on to me. I’m thinking of the log sawing, again – a carryover from the picnics our late friend Charlie Mead hosted. I’ll explore the possibility of having several logs available to do example sawing, i.e.,

plane, quarter and others as the sawyer suggests. I’ll set up the wood identification challenge again. Also, I’d like to invite members to bring along any show and tell items – pieces of work, tools, etc. For the somewhat athletic among us, a horseshoe pitching court with a cooler close by will be set up. Finally, Charlie always invited his firemen friends and others. If anyone has a suggestion along these lines, let me know.

I look forward to the next general meeting and having Al Hudson generously share his talents in joinery and dovetails in particular.

Have a nice summer.

Ron Clayton

## ***Congratulations to Stan Fronczek for being presented “Merit Award”***



Stan Fronczek

Stan was juried into the 2011 Dogwood Art Festival Regional Arts Festival Exhibit. The exhibit of 40 Regional Artists was hosted by Bennett Art Gallery during the month of April 2011 and the winners were selected by noted exhibition juror, Virginia Derryberry, at which Stan was presented "Merit Award" .

# May "Show - N - Tell"






(Photos by Vic Kaminsky - Colored photos can be viewed at [ETWG.ORG](http://ETWG.ORG))



# May Presentation

by Tom Sciple



(Photos by Vic Kaminsky - Colored photos can be viewed at [ETWG.ORG](http://ETWG.ORG))

# East Tennessee Woodworking Guild Survey Results

Date of Survey: May 6, 2011

Number of Guild Members surveyed: 44

Key Points of Survey:

- Input from members
- Provide training/educational programs to meet member's request.
- Develop one/two year outlines for continuity
- Collect survey results and share results to members.

Results of survey based on "High" desirability.

## 1. Design:

### Shapes

- Straight line, taper, curved edge treatments.
- Proportioning – golden rectangles and golden ratio, classical orders (Doric, Ionic and Corinthian) geometric

### Structural Considerations

- Carcass, drawers, hinge placement, grain orientation, humidity.
- Turned objects, bowls.
- Jointing: solid wood, dovetails, tenon, dowels, box biscuits, screws.
- Material Selection: Species of wood.

### Forming

- Measuring and marking, repeating.
- Rough to finish material preparation.
- Allowing for internal stresses and relaxing after machining.
- Routing – with and without table.
- Turning – Use of lathe
- Bench work -- Chiseling.
- Hand Planes: Selection, use, sharpening, block, smoothing, rabbit, etc.
- Veneering
- Inlaying
- Carving
- Sanding

### Assembly

- Sequence
- Fastening
- Mechanical tenon ( with or w/o wedge or pin)
- Clamping

### Finishing

- Preparation
- Applying Finish

### Repairs

- Characteristics

Members written in Comments:

- ❖ I'm interested in almost everything but not specifically interested in any one aspect.
- ❖ Boat building, hand tool making, hardware making (hinges, latches)
- ❖ I always learned from & enjoyed the open shop, field trips, and weekend classes as in the past.
- ❖ Segmented turning. Preparation and design.
- ❖ Cabinet and furniture building.
- ❖ Discussion topics @ meetings, ask the experts with 5 min. maximum.

Breakout Group Comments:

- ❖ Programs, shop sessions, etc. on finishing.
- ❖ Weekend workshops.
- ❖ Hand tools in general, including how good of quality is required or where is the value.
- ❖ Turning programs
- ❖ Some prefer the Ruby Tuesday Room.
- ❖ Consider microphone and camera system.
- ❖ Budget status..... short overview.

Proposed Programs for balance of 2011:

- ✓ Turning of "Finials" date TBD (Approved – Sat morning)
- ✓ Veneering .... Making a Vacuum Bag and usage. Date TBD (Approved – Sat morning)

# **“How I Became Interested In Woodworking”**

by Sandy Pittard

My Dad and 5 brothers were handy when it came to building things like work sheds, saw horses, and even rabbit boxes. My first wood working lesson came from my uncle Alan. He taught my cousin and me how to build a rabbit box with hand tools. Afterwards there were many old abandoned houses in the area which were missing old heart pine boards used in the construction of----; you guessed it---- rabbit boxes. At one point I had over a dozen rabbit boxes and yes; I caught and ate lots of rabbits.

In high school I signed up for wood shop which was taught at another school in the county. This would have resulted in spending the majority of my week in shop and not attending regular classes. When my parents learned what I had done, they forbid me from taking shop. While disappointing, this minor setback did not dampen my interest or desire to do wood working. When I saved enough money working after school and during summer breaks I purchased my first power tool a Sears’s radial arm saw which is in my shop today.

Since barn wood was plentiful my next wood working project was to build barn wood picture frames. Sadly, neither the rabbit boxes or barn wood picture frames have survived for me to bring to show and tell, but the memories of those times are still fresh in my mind.

Some would look at my work now and say I haven’t progressed much past those early days, and they might be right. But my love of the craft and inspiration derived from members in our guild keep me excited about starting each new project. Hey! If anyone needs to reduce their rabbit populations see me for a lesson in building rabbit boxes.

# “Google Sketch – Up Class”

Richard Harbison, has volunteered to continue his Google Sketch up class one hour prior to each regular meeting.

## *INTERESTED IN BECOMING A JURIED MEMBER?*

Please refer to “Standards Committee Guidelines” found at [ETWG.ORG](http://ETWG.ORG)

## *WORKSHOP INSTRUCTORS NEEDED:*

Anyone interested in hosting a workshop please contact:

Stan Fronczek at [sefro13@tds.net](mailto:sefro13@tds.net) or 865-966-6410

## *WORKSHOPS PLANNED.*

Jack Rule: Turnings – Open forum – (865) 690-7980  
Limited space – Please call ahead - No cost

Clay Crowder: Turnings – Open forum – (865) 719-6125  
Limited space – Please call ahead - No cost

Wes Loukota: Turnings – Open forum – (865) 579-1856  
Limited space – Please call ahead - No cost

To receive a 10% discount at Woodcraft, ETWG Members **MUST** present their ETWG membership card at time of purchase. This offer is only applicable during the summer months (June, July and August).



## Dates to Remember

### 2011

- **July 11 – ETWG General Meeting**
- **JULY 10 – 16 --- ARROWMONT SCHOOL\***  
Creative Pen Making · *Instructor: Barry Gross*  
What Happens... After the Turning · *Instructor: Rolly Munro*
- **JULY 17 – 23 --- ARROWMONT SCHOOL\***  
Exploring Green Wood · *Instructor: Christian Burchard*  
Screwed! Alternative Methods for Assembling Furniture · *Instructor: Katie Hudnall*
- **JULY 24 - 30 --- ARROWMONT SCHOOL\***  
Classic, Experimental & Fun: Intro to Woodworking! · *Instructor: Sylvie Rosenthal*
- **JULY 31 - AUGUST 6 --- ARROWMONT SCHOOL\***  
Wood & Its Relationship to the Turned Vessel · *Instructor: Todd Hoyer*  
Wood Carving for Fun & Profit · *Instructor: Craig Nutt*

• <b>August 8 – ETWG Board Meeting</b>
--

- **September 12 – ETWG General Meeting**

• <b>October 1 – ETWG Picnic at Ron Clayton's</b>
---

• <b>October 10 – ETWG Board Meeting</b>
--

- **November 4 – 6 -- 16<sup>th</sup> Master Woodworkers Show**

- **November 14 – ETWG General Meeting**

• <b>December 12 – ETWG Board Meeting</b>
---

\* - FOR LOCAL RESIDENTS WHO LIVE IN BLOUNT, COCKE, JEFFERSON, KNOX AND SEVIER COUNTIES IN TENNESSEE RECEIVE 50% DISCOUNT ON WORKSHOP FEE FOR ONE (1) WORKSHOP.



P.O. Box 51804  
Knoxville, TN 37950

---

**2011 Board of Directors  
and Special Advisors**

Director and President	Ron Clayton
Director and Vice-President	Sandy Pittard
Director and Treasurer	Dan Land
Director and Secretary	Vic Kaminsky
Director	Tom Sciple
Director	Barney Travis
Director	Stan Fronczek
Special Advisor to the Board	Lou Mansur
Special Advisor to the Board	Al Hudson

**2011 Committee Chairs  
and Project Coordinators**

Education Committee Chair	Stan Fronczek
Special Events Chair	Tom Sciple
Programs Committee Chair	Barney Travis
Standards Committee Chair	Sandy Pittard
Membership Chair	David Lewis
Directory Information	Jay Harkins
Door Prizes Coordinator	David Reeves
Email Coordinator	David Lewis
Library Coordinator	Richard Harbison
Nametags Coordinator	Rick Scott
Newsletter Editor	Lee Gossage
Photographer	Vic Kaminsky
Web Master	Jay Harkins