

East Tennessee

Woodworkers Guild

# ETWG Newsletter

March-April 2022



## Next Meeting May 9, 2022

The ETWG March meeting will be in person at MHS May 9 starting at 6:30. This meeting will also be broadcast on Zoom. Link below, but also found in email or on website.

<https://us02web.zoom.us/j/87681857104?pwd=SDU0dUhwQmFvYjliMmRldXpzTzY4QT09>

Meeting ID: 876 8185 7104

Passcode: 743602

The program will be a presentation by David Reaves.

## **President's Message**

Hello everyone, spring has sprung here in East Tennessee. I hope ya'll are getting out and enjoying the warmer weather. I know my woodshop is a lot more enjoyable when I can leave the doors open and take off the jacket.

I'd like to say thank you to everyone who organized and attended the Arrowmont weekend a few weeks ago. Guild member Hal Galbraith did an excellent job in the bench room teaching us the finer points of using hand tools and cutting dovetails in fickle soft pine. It's always nice to get away for a few days and commune with other woodworkers. We got to talk shop and check out each other's tools in the excellent facilities Arrowmont has to offer. If you've never been to Arrowmont or taken a class up there, do yourself a favor and check it out. They offer some world class instruction in both woodworking and woodturning. Also, try to stay on campus during the class for the full experience. If you're interested, we have several guild scholarships available for classes.

I'm looking forward to the next meeting coming up on May 9<sup>th</sup>. We're having our professional refinisher David Reeves give us a talk on "Finishing the Finish." A lot of times we'll apply a finish out of the can with a brush or spray gun and expect it to be perfect. But there's a lot you can do after that to really take the finish, and your piece, to another level. Please bring any finishing questions you have for David as he is a wealth of information with a brain worth picking.

See you all at the Maryville High Woodshop.

Stephen Shankles

ETWG President

## March Presentation

The March meeting was an in person analog meeting without Zoom coverage.


Our Guild Secretary Tom Ehrnschwender presented what he learned from a class on Carving a Calla Lily he took in 2021, and information on carving an acanthus leaf from Mary May's book *Carving an Acanthus Leaf*. The class was an online class taught by Mary May and was offered by the Florida School of Woodworking.

References:

<https://schoolofwoodwork.com/>, [Mary May's School of Traditional Woodcarving – Video lessons from ...](#)



Live calla lilies.




Tom presenting Mary May's book *Carving the Acanthus Leaf*.



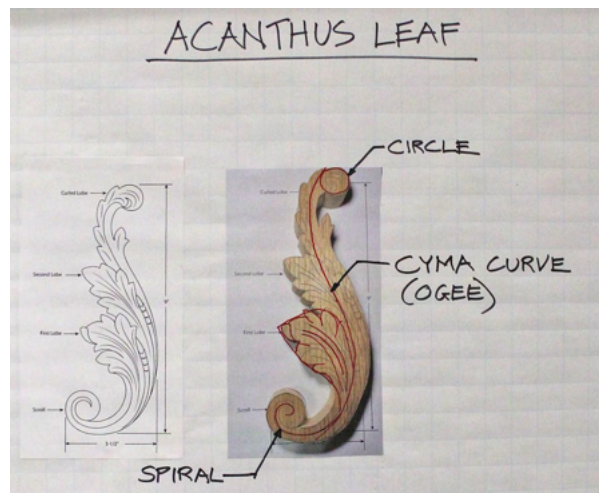
## March Presentation (cont.)

The class was three lessons presented on Zoom with a day in between classes to allow time to catch up if needed. The class covered a basic introduction to carving, chisels and gouges, sharpening, preparing the work and carving techniques.



Calla lilies in process, one in bass wood and one in walnut.

Tom also talked about the acanthus leaf including a history, uses of carved acanthus leaves in architecture, furniture and decorative molding. The book was highly recommended if you have any interest in the acanthus leaf.



This class was made possible with scholarship money from the guild to pay the admission fee and materials. Members are reminded to apply for a scholarship if they see an online or in person class that interests them.



## Show and Tell



Show and tell is an important part of our meetings. Members share items they have made and tell about the process of making or discuss particular problems they may have had in the process of making.



Veneered Box. by Barney Travis



## Show and Tell (cont)



Sculptural form of painted wood. By  
Jerry Spady



Live edge bowls, spalted maple with wipe-on poly finish. by Tom  
Sciple



## Show and Tell (cont)



Turned pieces with decoration and pyrography of poplar, maple and holly. By Tom Knight



## Show and Tell (cont)

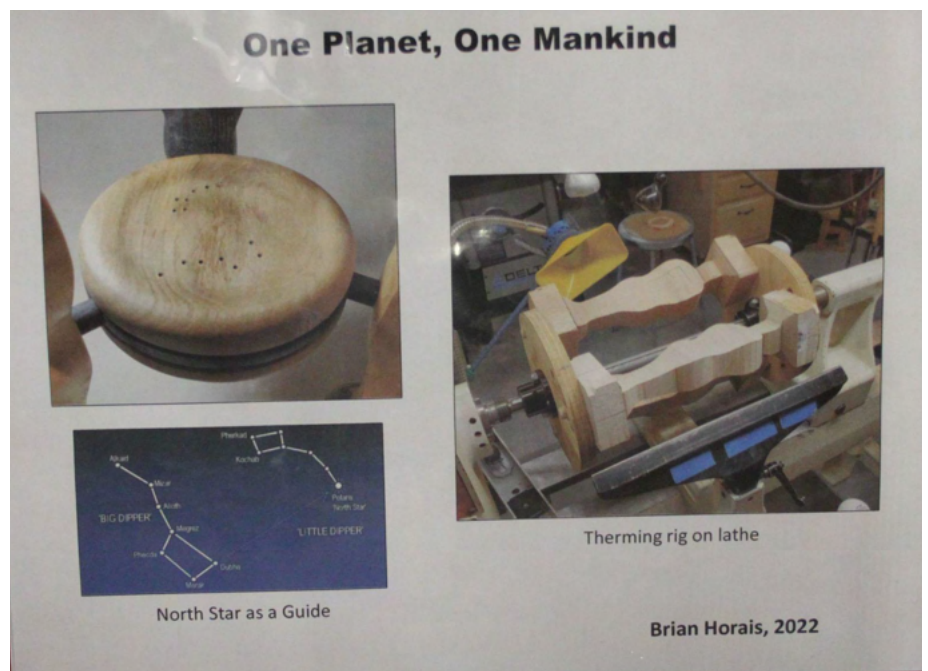


Native American seed pots with segmented ornamentation made of bradford pear. By Sandy Pittard






## Show and Tell (cont)



"Themed" and "Thermed" table. By Brian Horais



## Show and Tell (cont)



Kumiko panel based on Asanoha design, maple. By Tom Ehrnschwender



Wheely worm made of dogwood, walnut, cherry, hickory & holly. By Andy Milligan



## Show and Tell (cont)



Charcuterie Board made of charred pine & epoxy. By Tony Grenis



# Education

## Woodworkers Weekend


Ten members of the Guild participated in the furniture classes of the recent Woodworkers Weekend at Arrowmont. Three classes were taught by Hal Galbraith over the span of two days: an introduction to wood carving for furniture (1/2 day), making a drawer (full day), and getting the most from your tools (1/2 day). In all classes, the emphasis was on the proper use of hand tools in your projects and layout of project details. By all accounts the classes were a tremendous success. The classes were a combination of lecture/demonstration by Hal and hands on exercises by the participants. Hal's many years as a professional woodworker and as a teacher was evident as well as his thoughtful and thorough preparation for each class.

As in our 2020 Arrowmont weekend, the planning and preparation for the weekend were shared with the Smoky Mountain Woodturners who were in charge of the turning studio classes for the weekend. Thanks to Andy Milligan and the other members of SMWT for their efforts. A number of Guild members participated in the turning activities which I understand went well.

Both organisations held a "Meet and Greet" gathering of all participants on Friday night and a round table discussion Saturday evening on fixing your mistakes and avoiding injuries in the shop.

I want to thank Pat Bryan, Ron Clayton and Brent Quarels for their hard work over many months planning and preparing for the weekend. Also a great thanks to Hal for his effort in preparing three top notch classes.

Hal Galbraith has his studio in Tazewell Tennessee where he continues to craft furniture and teach classes. I would recommend that anyone wanting to continue their education in furniture building to contact Hal about classes - he's in our membership directory.





## **Education(cont.)**

### **Future Classes**

There are currently no classes scheduled for the near future. Anyone interested in classes on a particular topic should send an email to Bill Key (keyws1@gmail.com) with your interests.

## **Membership**

### **The Guild is behind on collecting dues!**

Please pay your dues for 2022 if you haven't already, if you have Thank you!

Dues are payable Now! Membership dues for 2022 are being collected. Mail your check for \$35 to Charlie Cutler.

East Tennessee Woodworkers Guild  
% Charlie Cutler  
1631 Laramie Lane  
Seymour, TN 37865

### **Member Directory**

Please contact Mike Casey if you need a nametag. [mecasey4235@gmail.com](mailto:mecasey4235@gmail.com)

We are in the process of creating a new 2022 Membership Directory that will be distributed to members. Please check your information on the website to make sure it is accurate.

### **Juried Membership**

In perusing the membership contact list, you will notice that about one in five is designated as having juried status. The term denotes the highest level of achievement in woodworking, as rated by a jury of the most accomplished woodworkers within the Guild. Juried members serve as a resource, who can be consulted on a wide range of questions ranging from design, to specific techniques, tools and methods. To seek juried status a member may request that their work be evaluated. To help decide whether work is ready to be considered by a jury, it is recommended that you start with self-evaluations. First, do your pieces meet your own highest standards? Be honest and critical. Second, as objectively as you can, compare your pieces to recognized works of merit. Examples may be those displayed at the ETWG Masterwoodworkers shows, at national shows generally acknowledged to highlight the finest furniture and woodwork, and within highly distilled magazines like Finewoodworking. If your work does not do well by comparison, in your judgement, then delay your request to be juried. Make some improved pieces based on what you have learned. If you are ready to take the leap, contact Lou Mansur our ETWG standards committee chairman ([mansurlk@comcast.net](mailto:mansurlk@comcast.net)).

# **Guild Staff**

## **Board of Directors and Special Advisors**

President	Stephen Shankles
Director Vice President	Mike Casey
Director Treasurer	Charlie Cutler
Director Secretary	Tom Ehrnschwender
Director	Jim Vogelsang
Director	Lou Mansur
Director	Jeff White
Director	Bill Key (end of term)

## **Committee Chairs and Project Coordinators**

Education Committee	Bill Key (end of term)
Standards Committee	Lou Mansur
Membership Committee	Mike Casey
Door Prizes	Hal Flynn & Tom Wallin
Newsletter	Tom Ehrnschwender
Web/Audio Visual	Jim Vogelsang
Photographer	Tom Zachman
Assistant Photographers	Brent Quarles & Pat Bryan

How can you help? We are currently looking for someone to take Bill Key's place as Education Committee Chair. Contact any Member of the Board if you have an interest in being more involved. Bill has done a wonderful job and is leaving some "big shoes to fill."

Thanks to Tom Zachman for the wonderful photos....

